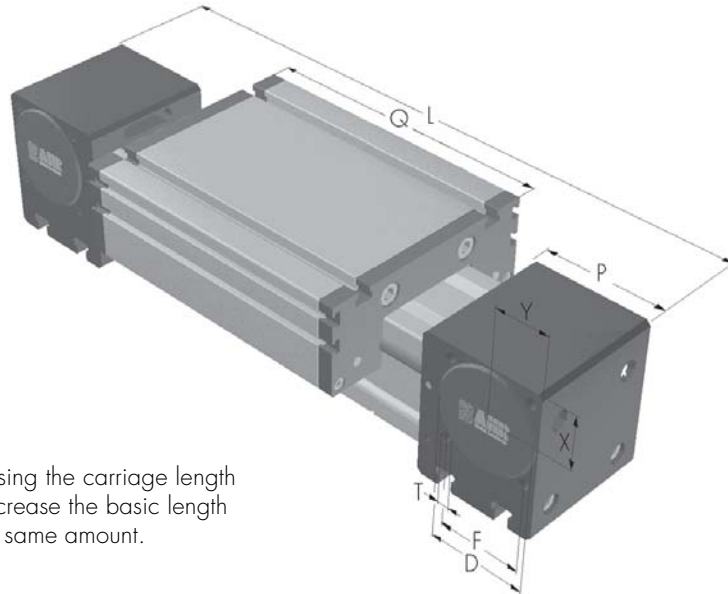
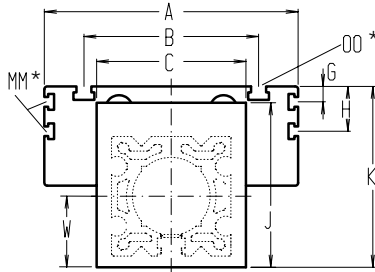
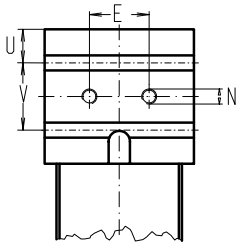


# Positioning system ELRZ 30, 40, 60, 80, 80S, 100, 125

## Roller guide unit without drive

Dimensions (mm)

2.1



Increasing the carriage length will increase the basic length by the same amount.

\*For slide-nuts refer to chapter 2.2 page 2

Size	Basic length L	A	B	C	D	E	F	G	H	J	K	MM for	N	OO for	P	Q	T	U	V	W	X	Y	Basic weight	Weight per 100 mm
ELRZ 30	158	70	56	42	28	13	25	-	-	44	47	-	M 6	M 6	36	82	M 4	-	-	21	16	16	0,6 kg	0,13 kg
ELRZ 40	225	100	66	58	37	18	32	-	-	58	64	-	M 6	M 6	49	122	M 5	12,5	24	29	20,5	20,5	1,2 kg	0,23 kg
ELRZ 60	290	144	96	80	47	30	42	-	-	82	90	-	M 8	M 8	59	168	M 6	14	30	41	27	27	3,4 kg	0,61 kg
ELRZ 80	375	170	117	100	68	40	60	10	30	110	121	M 6	M 10	M 10	90	194	M 8	22,5	45	51	39	38	6,7 kg	0,90 kg
ELRZ 80S	395	190	126	100	68	40	60	12,5	30	110	122	M 6	M 10	M 8	90	214	M 8	22,5	45	51	39	38	7,7 kg	0,90 kg
ELRZ 100	530	230	155	130	90	50	80	-	29	135	154	M 10	M 12	M 10	110	300	M 10	23	64	65	50	50	17,5 kg	1,50 kg
ELRZ 125	625	295	200	160	110	60	100	-	30	167	191	M 10	M 12	M 12	130	365	M 12	38	50	82	60	60	28,3 kg	2,05 kg

### Choice of guide body profile:

**0** (0) Standard **(1)** stainless guide rods **(2)** stainless guide rods and screws **(3)** stainless guide rods, rollers and screws

### Choice of carriages:

**0** (0)



For standard carriage length see 'Q' in table. The carriages can be delivered in any non-standard length on request; the longer the carriage, the greater the load capacity.

### Application:

This unit can be used as a load-carrying linear slide, or it may be fitted with a suitable pneumatic drive.

**(1)**



Top and bottom carriages are rigidly joined, thus enabling higher loads to be applied. This increases the basic length by 12-24 mm.

Thickness of jointing plate refer to chapter 1.2 page 6.

**1500** Basic length + stroke = total length

ELRZ 40 0 0 0 0 0 0 0 0 1500  
Pos. 1 2 3 4 5 6 7

For combination kits and connecting elements refer to chapter 2.2

Sample ordering code:

ELRZ 40, Non driven system, standard body profile, standard carriage, 1275 mm stroke